

Workshop creation

FOR STUDENTS

Introduction to the activity: superheroes

Learning objectives: after completing this worksheet, you will be able to discuss positive and negative aspects of a thing, think in a more creative manner.



Duration of the activity: 2 hours



Short description of the activity: Who is a superhero? What does it mean to be a superhero for you? With your partner, look at the images and try to describe what you can see in the pictures. Who are the people presented? Are they heroes? Superheroes? Why? Why not?

Instruction and description of the activity, step by step:

Step 1: Pair up!

Step 2: Look at the cards and discuss with your partner. Try to answer the questions given in the description.





Optional:

You can also try to create your own cards that show superheroes of today!

